

Fahrpläne Basel Nord Sued ab 04.09.2011

Stunden: 0 - 3

DB Netz
Niederlassung Südwest

Jahresfahrplan 2011 vom: 12. Dezember 2010 bis: 10. Dezember 2011
Gültig vom: 04. September 2011 bis: 10. Dezember 2011 / täglich

Fahrpläne Basel Nord Sued ab 04.09.2011

Stunden: 0 - 3

Basel Bad Bf Basel SBB Pb	
GWB	
PZB	
Hauptbahn	
70 <100 >	
4404	
1.8	3.5

BAV 520

Basel Bad Bf Basel SBB Rb	
PZB	
Hauptbahn	
60	
4405	
0.9	0.0

BAV 508 / 1

Basel Bad Bf Basel Rbf(Gr A)	
PZB	
Hauptbahn	Nebenbahn
60	80
4405	4415
1.9	0.8
2.6	0.8
3.1	0.4
2.6	2.2

BAV 508 / 2

Basel Bad Rbf Weil (Rh) - Haltingen	
GWB	
LZB+PZB	
Hauptbahn	
130 <160 >	160
4000	
2.0	3.3
288.7	287.6
270.7	284.3

BAV 521 / 1

Basel Bad Rbf Weil (Schlaufe)	
PZB	
Nebenbahn	
60	
4411	
2.7	0.8

Basel Bad Rbf Weil (Sig N10)	
PZB	
Hauptbahn	
60	
4415	
1.3	1.3

Basel Bad Bf
BR Einf SBB Pb



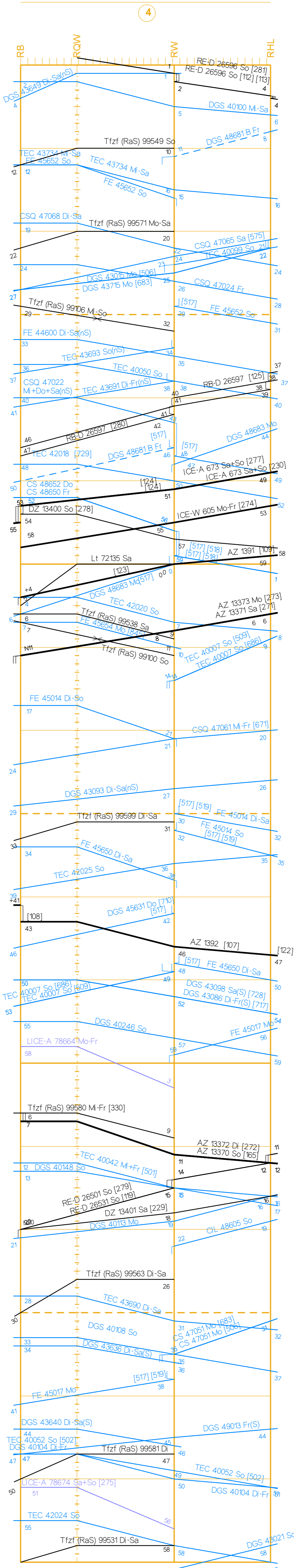

Basel Bad Bf
BR Einf Mültlenz

Basel Bad Bf
BR Rbf -Gr-L-
Basel Rbf LGr
BR Rbf -Gr-C-
BR Rbf -Gr-A-

Basel Bad Bf
Weil (Rhein) LGr
Weil am Rhein
Haltingen

BR Rbf -Gr-A-
Weil am Rhein

BR Rbf -Gr-A-
Weil am Rhein



[107] verkehrt nur am 6.12.11
[108] vor <4363b>
[109] verkehrt nur am 5.12.11
[110] 6.9.11 - 10.12.11 So
[111] 5.9.11 - 10.12.11 Sa
[112] 5.9.11 - 10.12.11 So
[113] 5.9.11 - 10.12.11 Sa
[114] 5.9.11 - 10.12.11 So
[115] 5.9.11 - 10.12.11 Sa
[116] 5.9.11 - 10.12.11 So
[117] 5.9.11 - 10.12.11 Sa
[118] 5.9.11 - 10.12.11 So
[119] 5.9.11 - 10.12.11 Sa
[120] 5.9.11 - 10.12.11 So
[121] 5.9.11 - 10.12.11 Sa
[122] vor <2824a>
[123] vor <4885b>
[124] am 24.04., 12.06., 02.10. gg.vor <4885b>

[125] 6.9.11 - 10.12.11
[126] 6.9.11 - 10.12.11
[127] 6.9.11 - 10.12.11
[128] 6.9.11 - 10.12.11
[129] 6.9.11 - 10.12.11
[130] 6.9.11 - 10.12.11
[131] 6.9.11 - 10.12.11
[132] 6.9.11 - 10.12.11
[133] 6.9.11 - 10.12.11
[134] 6.9.11 - 10.12.11
[135] 6.9.11 - 10.12.11
[136] 6.9.11 - 10.12.11
[137] 6.9.11 - 10.12.11
[138] 6.9.11 - 10.12.11
[139] 6.9.11 - 10.12.11
[140] 6.9.11 - 10.12.11
[141] 6.9.11 - 10.12.11
[142] 6.9.11 - 10.12.11
[143] 6.9.11 - 10.12.11
[144] 6.9.11 - 10.12.11
[145] 6.9.11 - 10.12.11
[146] 6.9.11 - 10.12.11
[147] 6.9.11 - 10.12.11
[148] 6.9.11 - 10.12.11
[149] 6.9.11 - 10.12.11
[150] 6.9.11 - 10.12.11
[151] 6.9.11 - 10.12.11
[152] 6.9.11 - 10.12.11
[153] 6.9.11 - 10.12.11
[154] 6.9.11 - 10.12.11
[155] 6.9.11 - 10.12.11
[156] 6.9.11 - 10.12.11
[157] 6.9.11 - 10.12.11
[158] 6.9.11 - 10.12.11
[159] 6.9.11 - 10.12.11
[160] 6.9.11 - 10.12.11
[161] 6.9.11 - 10.12.11
[162] 6.9.11 - 10.12.11
[163] 6.9.11 - 10.12.11
[164] 6.9.11 - 10.12.11
[165] 6.9.11 - 10.12.11
[166] 6.9.11 - 10.12.11
[167] 6.9.11 - 10.12.11
[168] 6.9.11 - 10.12.11
[169] 6.9.11 - 10.12.11
[170] 6.9.11 - 10.12.11
[171] 6.9.11 - 10.12.11
[172] 6.9.11 - 10.12.11
[173] 6.9.11 - 10.12.11
[174] 6.9.11 - 10.12.11
[175] 6.9.11 - 10.12.11
[176] 6.9.11 - 10.12.11
[177] 6.9.11 - 10.12.11
[178] 6.9.11 - 10.12.11
[179] 6.9.11 - 10.12.11
[180] 6.9.11 - 10.12.11
[181] 6.9.11 - 10.12.11
[182] 6.9.11 - 10.12.11
[183] 6.9.11 - 10.12.11
[184] 6.9.11 - 10.12.11
[185] 6.9.11 - 10.12.11
[186] 6.9.11 - 10.12.11
[187] 6.9.11 - 10.12.11
[188] 6.9.11 - 10.12.11
[189] 6.9.11 - 10.12.11
[190] 6.9.11 - 10.12.11
[191] 6.9.11 - 10.12.11
[192] 6.9.11 - 10.12.11
[193] 6.9.11 - 10.12.11
[194] 6.9.11 - 10.12.11
[195] 6.9.11 - 10.12.11
[196] 6.9.11 - 10.12.11
[197] 6.9.11 - 10.12.11
[198] 6.9.11 - 10.12.11
[199] 6.9.11 - 10.12.11
[200] 6.9.11 - 10.12.11

Fahrpläne Basel Nord Sued ab 04.09.2011

Stunden: 6 - 9

DB Netz
Niederlassung Südwest

Jahresfahrplan 2011 vom: 12. Dezember 2010 bis: 10. Dezember 2011
Gültig vom: 04. September 2011 bis: 10. Dezember 2011 / täglich

Fahrpläne Basel Nord Sued ab 04.09.2011

Stunden: 6 - 9

Basel Bad Bf
Basel SBB Pb

GWB
PZB
Hauptbahn
70 <160 >
4404
1.8
3.5

BAV 520

Basel Bad Bf
Basel SBB Rb

PZB
Hauptbahn
60
4405
0.9
0.0

BAV 508 / 1

Basel Bad Bf
Basel Rbf (GR A)

PZB
Hauptbahn
60
4405
1.9
2.6
3.1
0.8
0.8
2.6
2.2

BAV 508 / 2

Basel Bad Rbf
Weil (Rh) - Haltingen

GWB
LZB+PZB
Hauptbahn
130 <160 >
4000
160
2.0
2.6
1.1
4.000
3.3
2.0
2.6
2.3

BAV 521 / 1

Basel Bad Rbf
Weil (Schlaufe)

PZB
Hauptbahn
60
4411
2.7
0.8

Basel Bad Rbf
Weil (Sig N10)

PZB
Hauptbahn
60
4415
1.3
1.3

Basel Bad Bf
BR Einf SBB Pb


Basel Bad Bf
BR Einf Mültenz

Basel Bad Bf
BR Rbf -Gr-L-
Basel Rbf LGr
BR Rbf -Gr-C-
BR Rbf -Gr-A-

Basel Bad Bf
Weil (Rhein) LGr
Weil am Rhein
Hallingen

BR Rbf -Gr-A-
Weil am Rhein

BR Rbf -Gr-A-
Weil am Rhein



[159] 5.9.11 - 10.12.11 So [165] 4.9.11 - 30.10.11 So [299] 01.11. ggf. nach +87746
auch: 3.10.11, 1.11.11 [170] 5.9.11 - 10.12.11 Mo-Sa [300] 4.9.11 - 10.12.11 Di
[136] 5.9.11 - 10.12.11 Mo-Fr [274] nicht: 3.10.11 [301] 6.10.11 - 31.10.11 Mo-Sa
nicht: 3.10.11, 1.11.11 [275] auch: 3.10.11 [302] 6.10.11 - 31.10.11 Mo-Do-Sa
[143] 5.9.11 - 10.12.11 Mo-Sa [279] verkehrt nur am 4.9.11 nicht: 20.10.11, 27.10.11
nicht: 3.10.11, 1.11.11 [287] nicht: 3.10.11, 1.11.11, 5.11.11 - 10.12.11 Sa
[150] 5.9.11 - 10.12.11 Mo-Fr [295] 4.9.11 - 30.9.11 [303] Di ggf. nach +2645a
[156] 5.9.11 - 10.12.11 Mo-Fr [296] 4.9.11 - 30.9.11 Mo-Sa [304] weiter als Rf nach RBA
[164] 5.9.11 - 10.12.11 Mo-Sa [297] 1.10.11 - 10.12.11 Sa [305] --
[298] 4.9.11 - 9.11.11

Fahrpläne Basel Nord Sued ab 04.09.2011

Stunden: 12 - 15

Table with 2 columns: Station (Basel Bad Bf, Basel SBB Pb) and values (GWB, PZB, Hauptbahn, Nebenbahn).

BAV 520

Table with 2 columns: Station (Basel Bad Bf, Basel SBB Rb) and values (PZB, Hauptbahn, Nebenbahn).

BAV 508 / 1

Table with 2 columns: Station (Basel Bad Bf, Basel Rbf (GR A)) and values (PZB, Hauptbahn, Nebenbahn).

BAV 508 / 2

DB Netz

Niederlassung Südwest

Jahresfahrplan 2011 vom: 12. Dezember 2010 bis: 10. Dezember 2011

Gültig vom: 04. September 2011 bis: 10. Dezember 2011 / täglich

Table with 2 columns: Station (Basel Bad Rbf, Weil (Rh) - Haltingen) and values (GWB, LZB+PZB, Hauptbahn, Nebenbahn).

BAV 521 / 1

Table with 2 columns: Station (Basel Bad Rbf, Weil (Schlaufe)) and values (PZB, Hauptbahn, Nebenbahn).

BAV 521 / 2

Table with 2 columns: Station (Basel Bad Rbf, Weil (Sig N10)) and values (PZB, Hauptbahn, Nebenbahn).

BAV 521 / 3

Fahrpläne Basel Nord Sued ab 04.09.2011

Stunden: 12 - 15

Basel Bad Bf, BR Einf SBB Pb



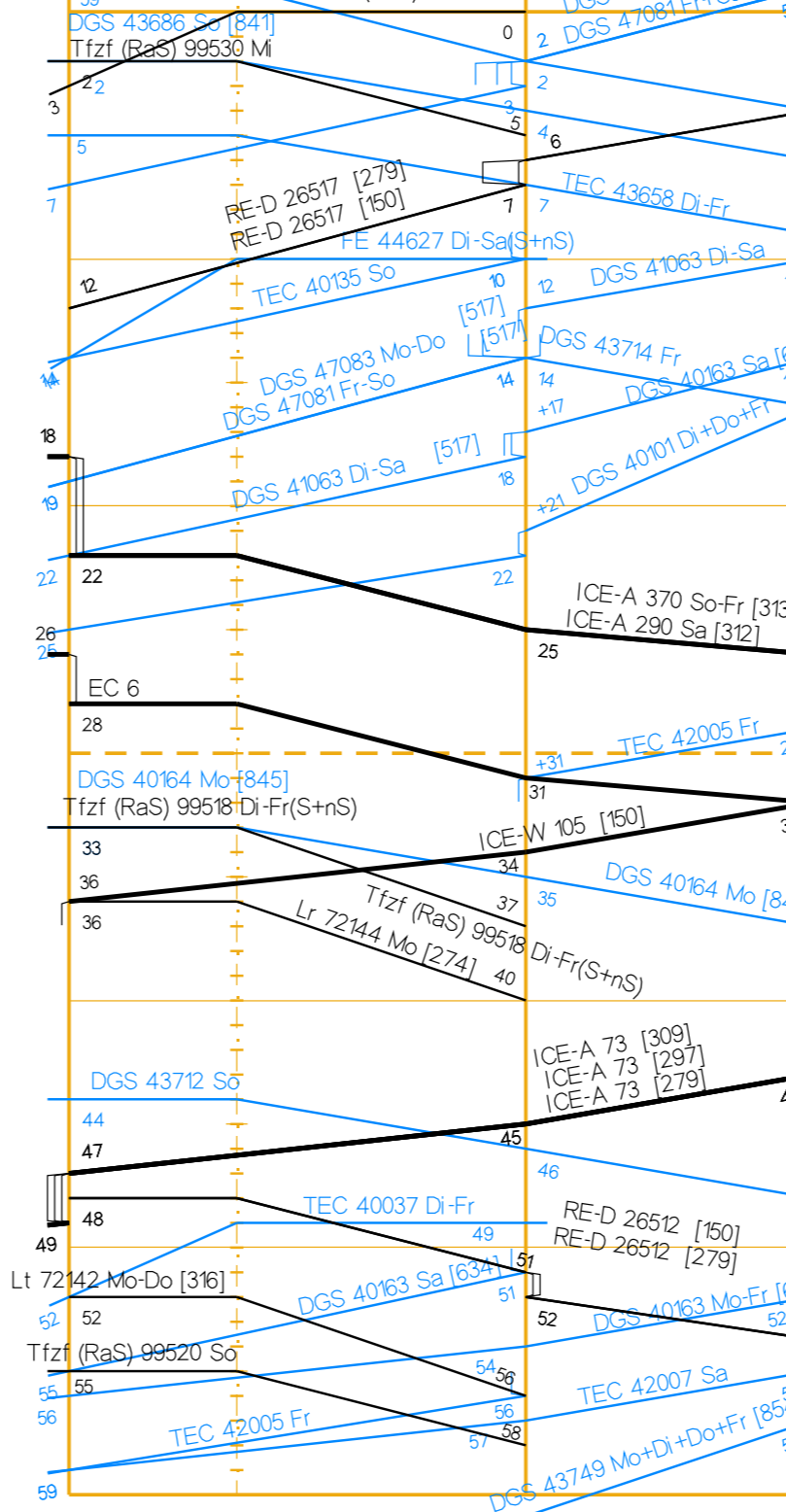
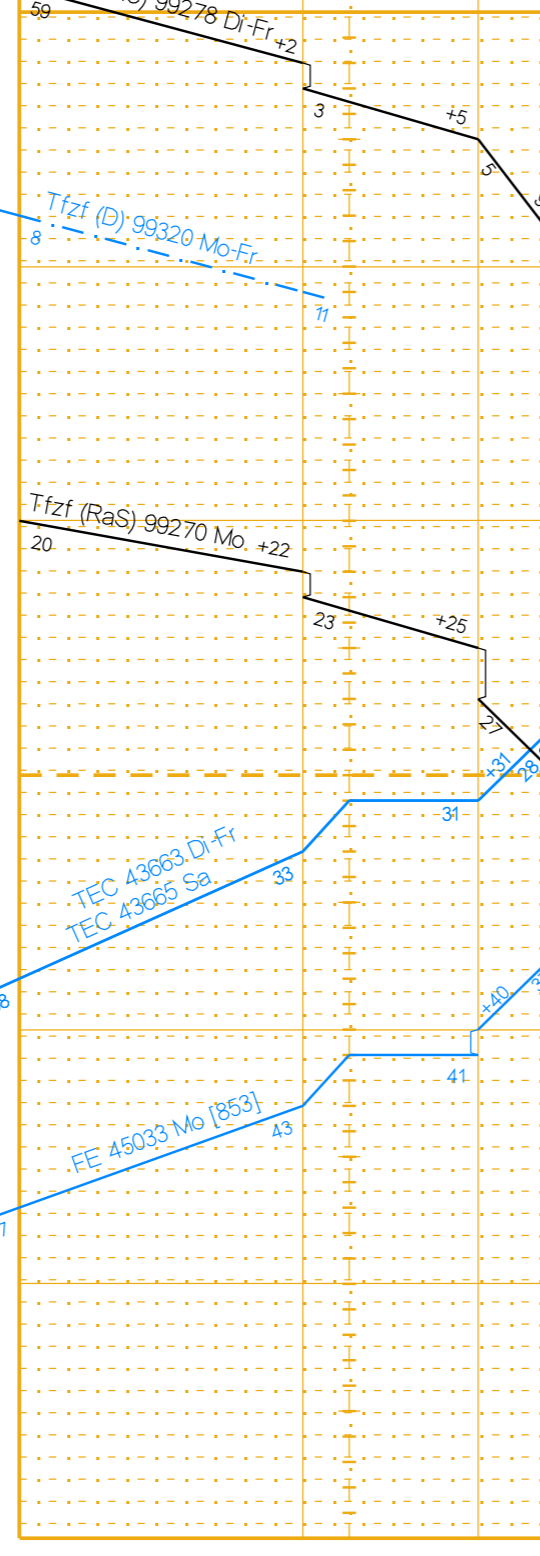

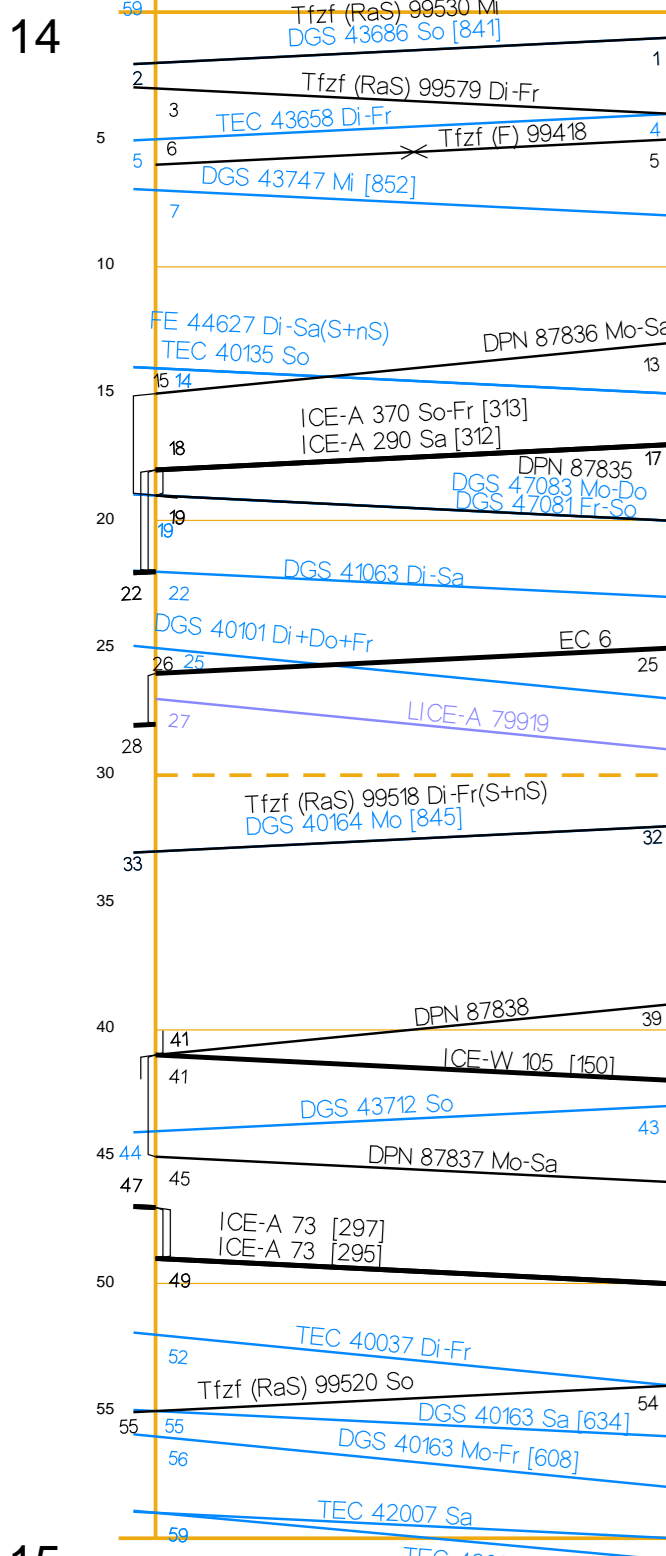


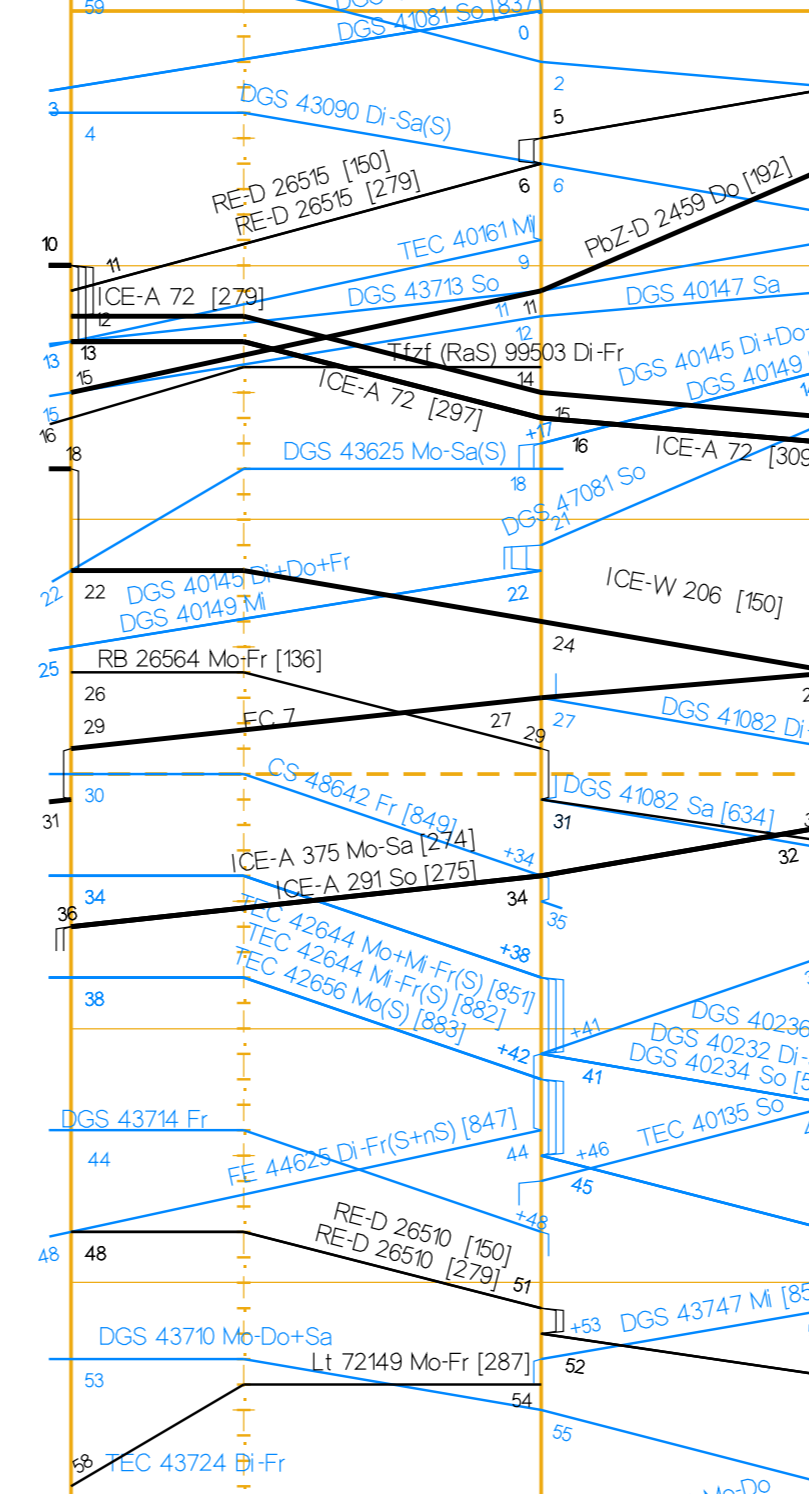
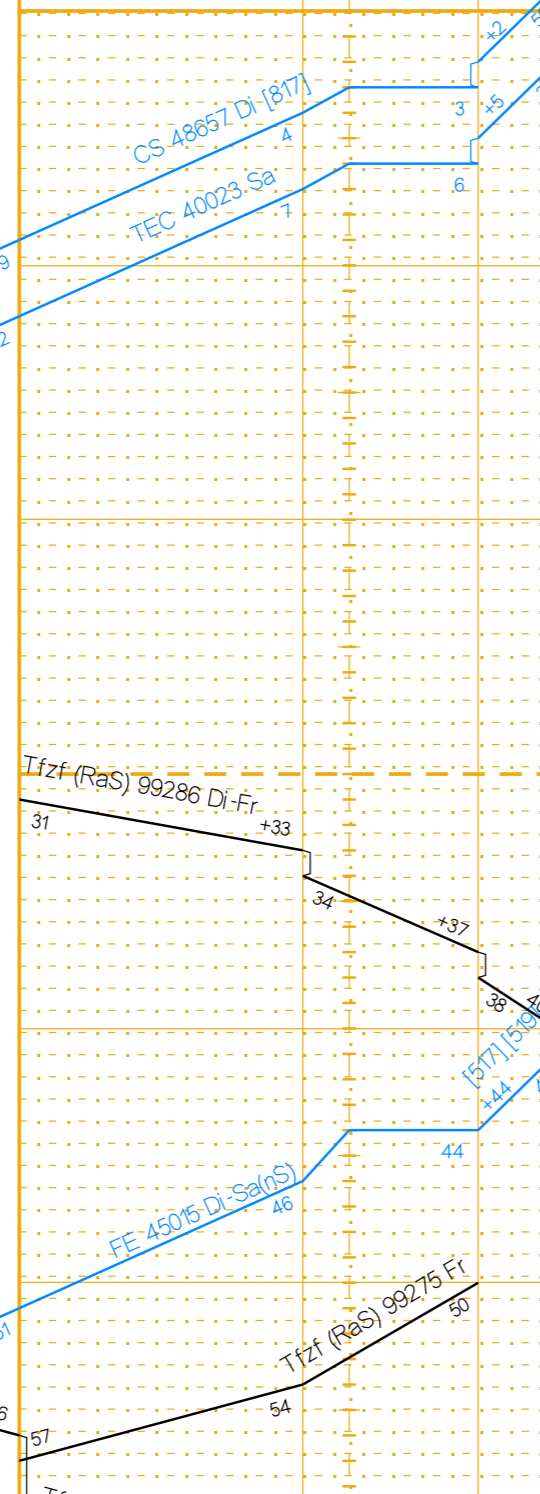

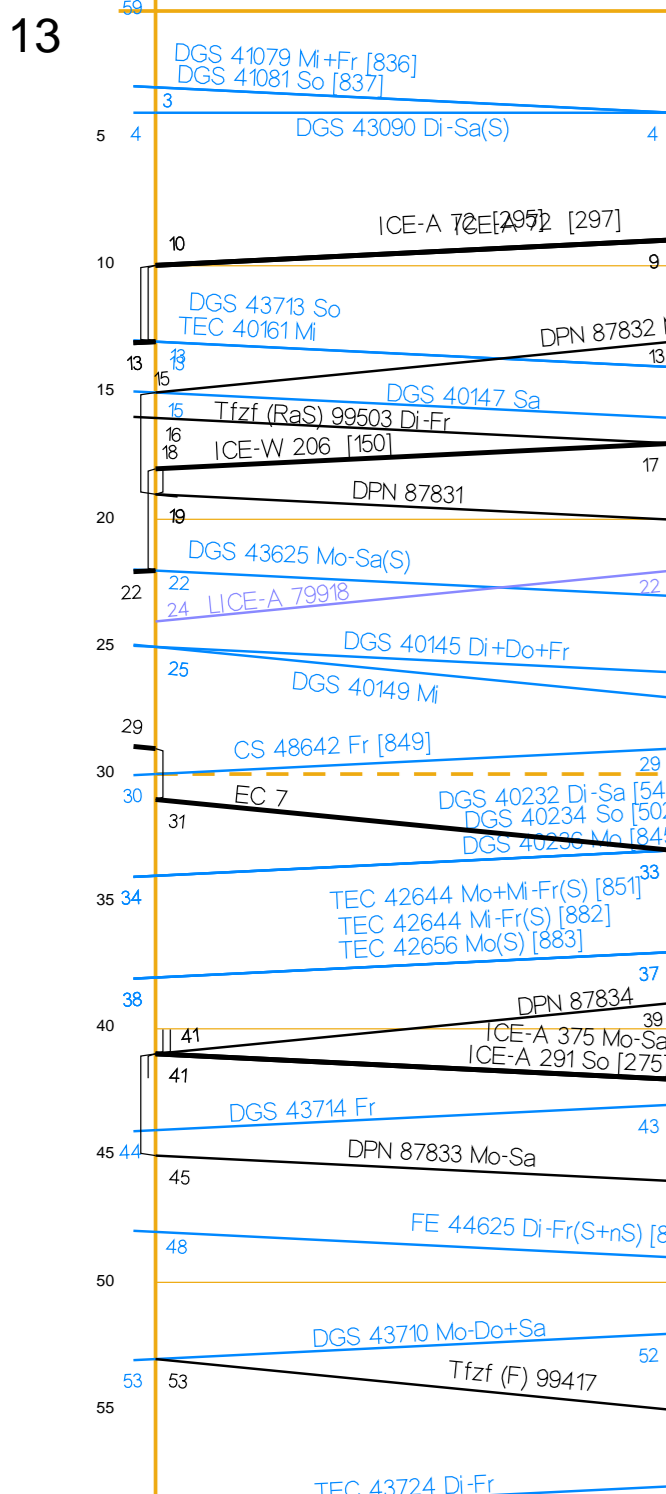


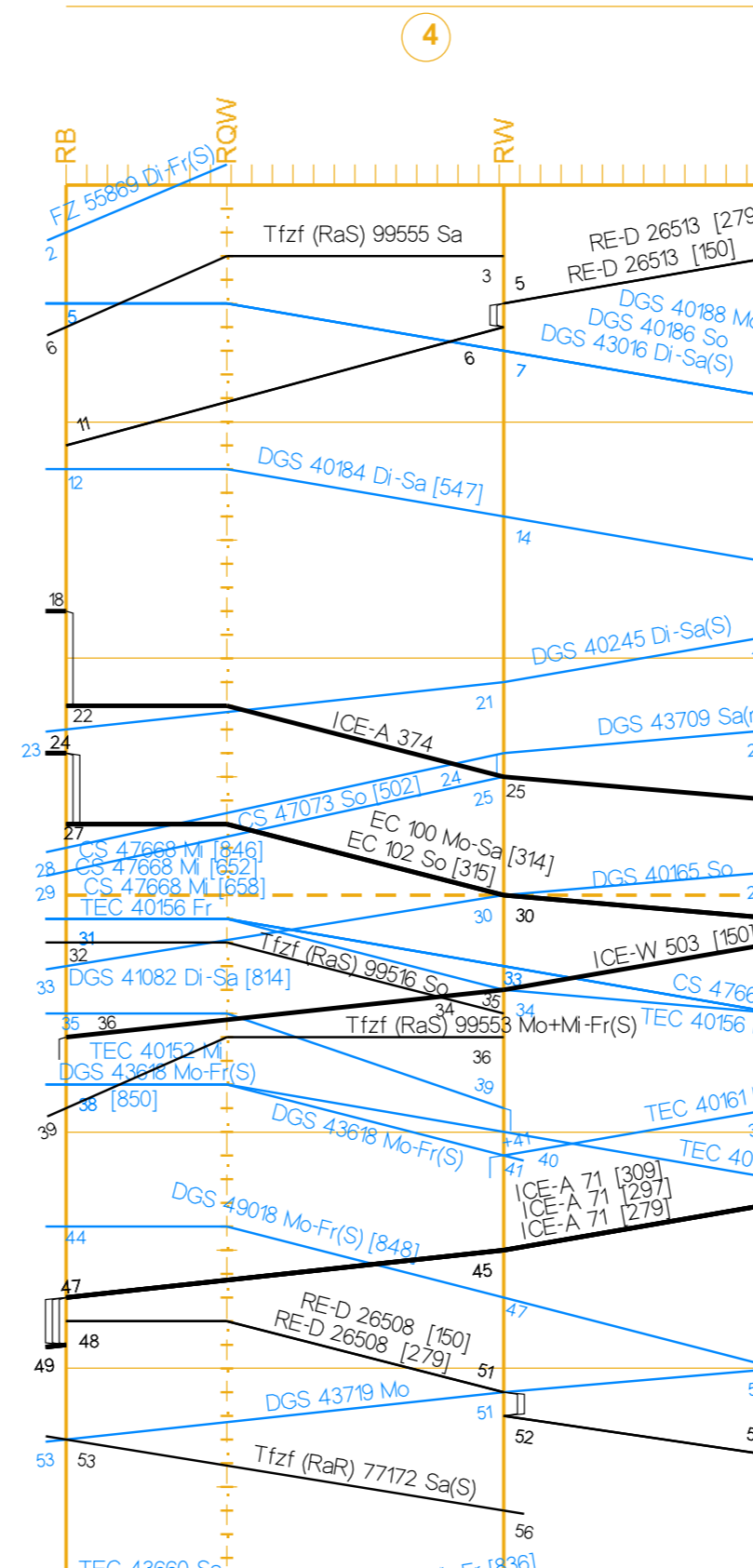
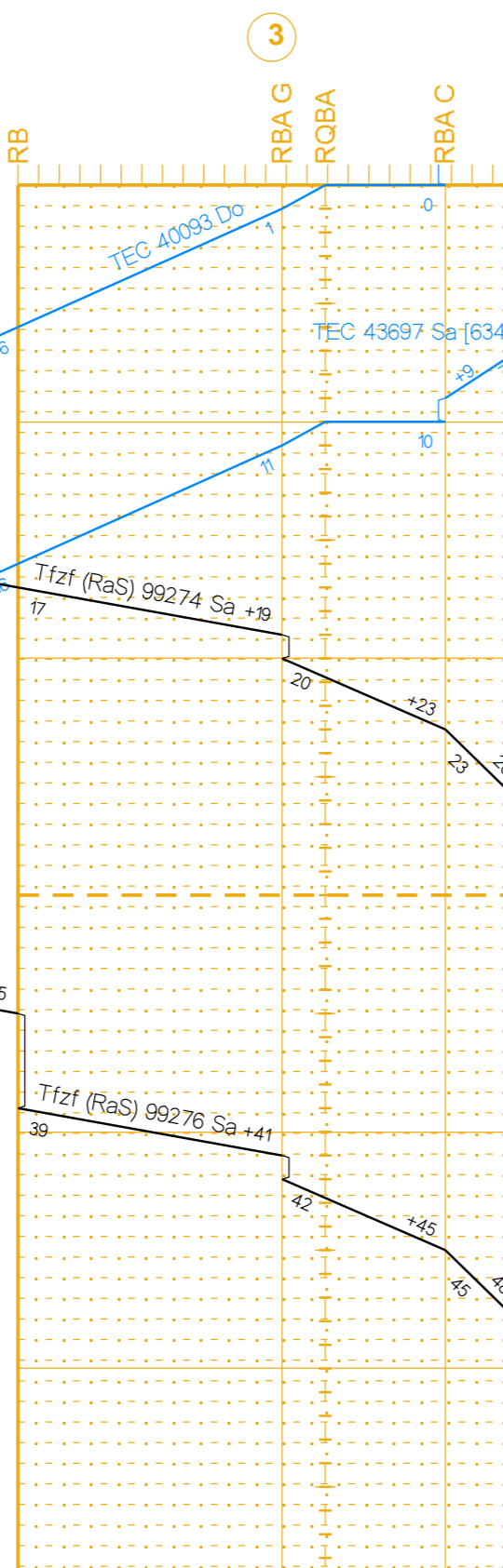
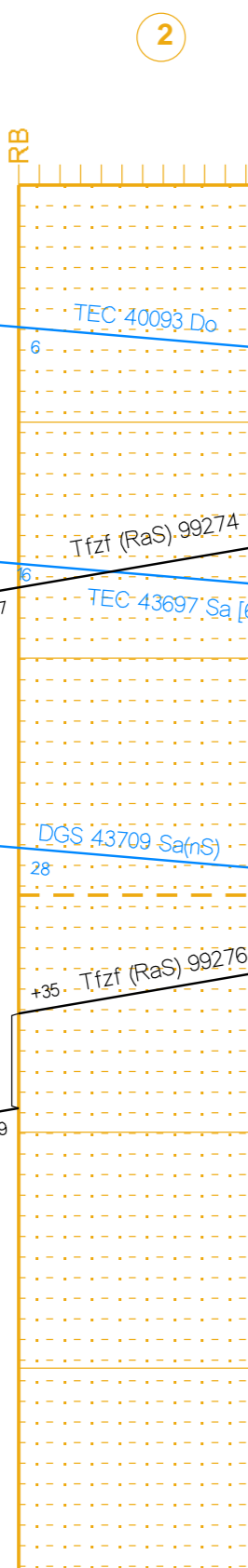
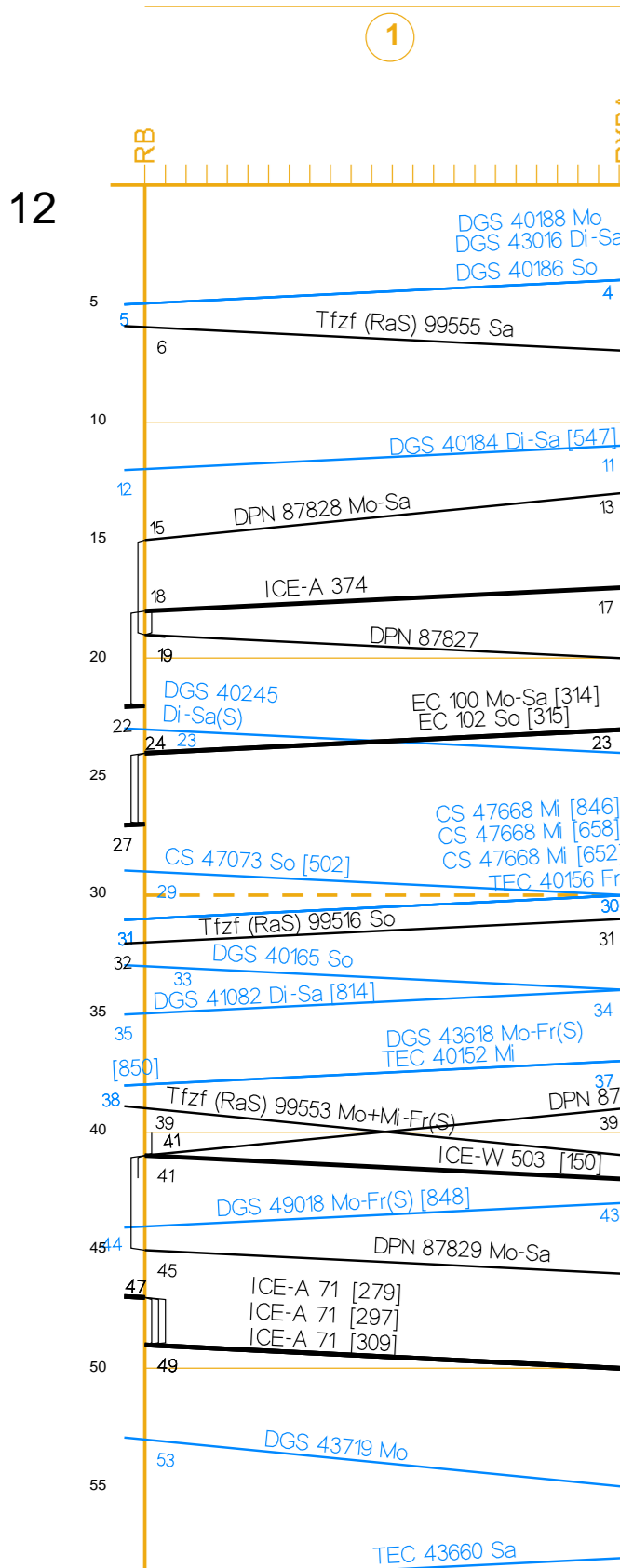
Basel Bad Bf, BR Einf Multienz

Basel Bad Bf, BR Rbf -Gr-L, Basel Rbf LGr, BR Rbf -Gr-C, BR Rbf -Gr-A

Basel Bad Bf, Weil (Rhein) LGr, Weil am Rhein, Haltingen

Basel Bad Rbf, Gr-A, Weil am Rhein

Basel Bad Rbf, Gr-A, Weil am Rhein



Legend table for BAV 520 routes, listing train numbers and their corresponding routes.

Legend table for BAV 508 / 1 routes, listing train numbers and their corresponding routes.


Legend table for BAV 508 / 2 routes, listing train numbers and their corresponding routes.

Legend table for BAV 521 / 1 routes, listing train numbers and their corresponding routes.

Legend table for BAV 521 / 2 routes, listing train numbers and their corresponding routes.

Legend table for BAV 521 / 3 routes, listing train numbers and their corresponding routes.

Basel Bad Rbf, Weil (Schlaufe)



Legend table for BAV 521 / 2 routes, listing train numbers and their corresponding routes.

Basel Bad Bf	
Basel SBB Pb	
GWB	
PZB	
Hauptbahn	
70 <100 >	
4404	
1.8	
5.1	3.5

BAV 520

Basel Bad Bf	
Basel SBB Rb	
PZB	
Hauptbahn	
60	
4405	
0.9	
0.9	0.0

BAV 508 / 1

Basel Bad Bf	
Basel Bad Rbf(GR A)	
PZB	
Hauptbahn	
80	
4413	
1.9	
2.6	
3.1	
0.8	
0.4	
0.9	2.2

BAV 508 / 2

Basel Bad Rbf	
Weil (Rh) - Haltungen	
GWB	
LZB+PZB	
Hauptbahn	
130 <160 >	
4000	
160	
2.0	
2.8	
1.1	
4.000	
3.3	
2.0	2.8
2.8	2.3


BAV 521 / 1

Basel Bad Rbf	
Weil (Schlaufe)	
PZB	
Hauptbahn	
60	
4411	
2.7	
3.5	0.8

Basel Bad Rbf	
Weil (Sig N10)	
PZB	
Hauptbahn	
60	
4415	
1.3	
0.0	1.3

BAV 521 / 2

Basel Bad Bf
Weil (Rhein) LGR
Weil am Rhein
Hallingen
Basel Bad Rbf -Gr-A-
Weil am Rhein
Basel Bad Rbf -Gr-A-
Weil am Rhein



[133] 5.9.11 - 10.12.11 Sa	[317] 5.9.11 - 10.12.11 Sa	[590] 5.9.11 - 10.12.11 So	[682] 5.9.11 - 10.12.11 Di-Fr(S)	[857] 5.9.11 - 10.12.11 Mo(S)
[136] 5.9.11 - 10.12.11 Mo-Fr	nach: 2.10.11	[517] Zuspersonalwechsel	[685] 6.9.11 - 31.10.11 Di-Do	[858] 9.10.11 - 10.12.11 So
[150] nicht: 3.10.11, 1.11.11	[318] 5.9.11 - 10.12.11 So-Fr	[509] Grenzengangsbehördenleitung	[728] 5.9.11 - 10.12.11 Sa(S)	[860] 1.10.11 - 10.12.11 Mo-Fr
5.9.11 - 10.12.11	nicht: 2.10.11	[729] 5.9.11 - 10.12.11 Di-Do(S)	[794] 4.9.11	[861] 8.10.11 - 10.12.11 Sa
[156] 5.9.11 - 10.12.11 Mo-Fr	[319] 5.9.11 - 10.12.11 Di-Fr(S)	[634] 5.9.11 - 10.12.11 Sa	[814] 5.9.11 - 10.12.11 Mi-Sa	[861] 8.10.11 - 10.12.11 Sa+So
[278] verkehrt nur am: 4.9.11	[320] 4.9.11 - 5.9.11 Mo	[866] 5.9.11 - 10.12.11 Di-Do	[815] 5.9.11 - 10.12.11 Di-Do	[862] 5.9.11 - 10.12.11 Di-Do
[295] nicht: 3.10.11, 1.11.11	[868] nicht: 1.11.11 - 10.12.11 Di-Do+Sa	[845] nicht: 1.11.11 - 10.12.11 Mo	[864] 1.10.11 - 10.12.11 Mo+Di	[884] 6.9.11 - 31.10.11 Sa
[296] 4.9.11 - 30.9.11	[870] 5.9.11 - 10.12.11 Di-Fr	[855] nicht: 3.10.11	[855] nicht: 3.10.11	[855] nicht: 3.10.11
[297] 1.10.11 - 10.12.11	[871] 6.9.11 - 10.12.11 Mo-Fr	[856] 5.9.11 - 10.12.11 Mi-Do	[856] 5.9.11 - 10.12.11 Mi-Do	
[300] 5.9.11 - 30.9.11	[880] 6.9.11 - 10.12.11 Di-Fr			

Fahrpläne Basel Nord Sued ab 04.09.2011

Stunden: 21 - 24

Table with 2 columns: Station (Basel Bad Bf, Basel SBB Pb) and values (GWB, PZB, Hauptbahn, Nebenbahn, etc.)

BAV 520

Table with 2 columns: Station (Basel Bad Bf, Basel SBB Rb) and values (PZB, Hauptbahn, Nebenbahn, etc.)

BAV 508 / 1

Table with 2 columns: Station (Basel Bad Bf, Basel Bad Rbf (GR A)) and values (PZB, Hauptbahn, Nebenbahn, etc.)

BAV 508 / 2

DB Netz

Jahresfahrplan 2011 vom: 12. Dezember 2010 bis: 10. Dezember 2011

Gültig vom: 04. September 2011 bis: 10. Dezember 2011 / täglich

Table with 2 columns: Station (Basel Bad Rbf, Weil (Rh) - Haltungen) and values (GWB, LZB+PZB, Hauptbahn, Nebenbahn, etc.)

BAV 521 / 1

Table with 2 columns: Station (Basel Bad Rbf, Weil (Schlaufe)) and values (PZB, Hauptbahn, Nebenbahn, etc.)

BAV 521 / 2


Table with 2 columns: Station (Basel Bad Rbf, Weil (Sig N10)) and values (PZB, Hauptbahn, Nebenbahn, etc.)

BAV 521 / 3

Fahrpläne Basel Nord Sued ab 04.09.2011

Stunden: 21 - 24

Vertical text labels for each column: Basel Bad Bf, BR Einf SBB Pb, Basel Bad Bf, BR Einf (Mittelnz), Basel Bad Bf, BR Rbf -Gr-L, Basel Rbf LGr, BR Rbf -Gr-C, BR Rbf -Gr-A, Basel Bad Bf, Weil (Rhein) LGr, Weil am Rhein, Halltingen, Basel Bad Rbf, GR-A, Weil am Rhein, BR Rbf -Gr-A, Weil am Rhein.



Legend for train types and numbers: RB, RBWA, RBWA C, RBWA A, ROW, RW, RBAA, RW. Includes specific train numbers and their corresponding routes.